GENERAL SPECIFICATIONS

1. Dimensions of lumber shall be of common size.
2. Sheathing for partitions and roof shiplap or brown.
3. Windows & doors, frames & sash shall be of the Vertical Scale
4. Concrete shall be Class "B" 1-2-4 mix - 5 sacks to yard.
5. All reinforcement shall be Deformed Steel Reinforcing.
6. All materials and workmanship shall conform with the requirements of the City Building Codes, and the work shall be done under the direction of the City Building Inspectors.



SIDE ELEVATION

END VIEW

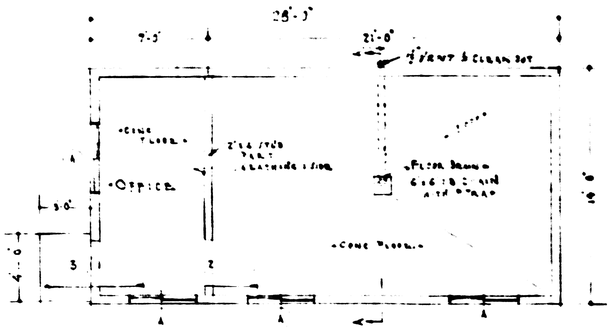

FLOOR PLAN
Scale: 1/4" = 1'-0"

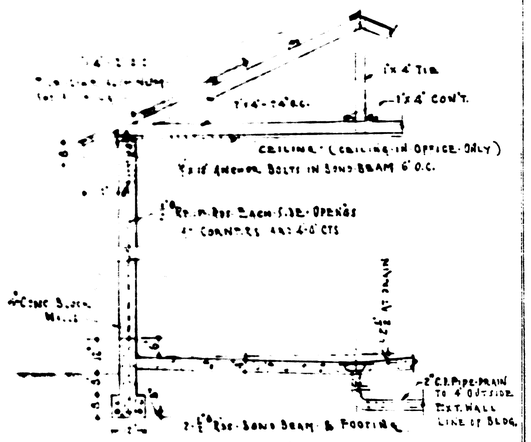

SECTION AT A-A
Scale: 1/4" = 1'-0"

DOOR SCHEDULE		
1	1-1¾" x 2'-8" x 6'-8"	3-Panel O.P.
2	1-1¾" x 2'-8" x 6'-8"	3- " "
3	1-1⅜" x 2'-8" x 6'-8"	½ Screen

WINDOW & SCREEN SCHEDULE
A - 4 - 1¾"x4'-3" - 2 Sash - (Sliding) 1-Lite Hi.
A - 4 - 1"x4'-3" Full Screen

14'-0" x 28'-0" BUILDING
CITY POUND
CITY SAN BERNARDINO

Dec 1946

EDGAR T. HAM
City Engineer